

How to accept gift aid and complete Terms and Conditions

- 1) Log into your my.bethel account at my.bethel.edu
- 2) Click on "Checklist"

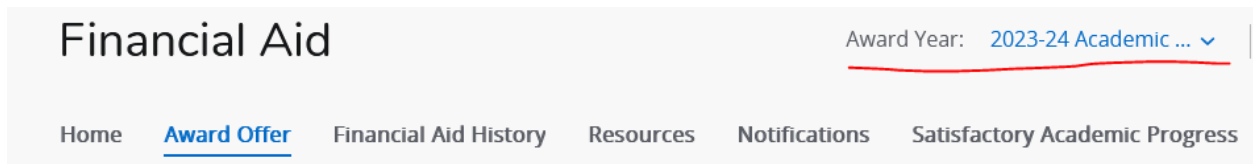


- 3) From Checklist scroll all the way down and click on Financial Aid Offer

FAFSA Code: 002338 | [Financial Aid Website](#)

Financial Aid Offer

- 4) Once in Banner Self Service click on "Award Offer" tab (make sure it's the correct academic year)



- 5) On the Award Offer tab scroll down to "Grants and Scholarships to Pay for College". This is where you will accept/decline your gift aid.

Grants and Scholarships to Pay for College [?]

Type	Fall 2023 - CAS	Spring 2024 - CAS	Amount	Take Action
Royal Merits Scholarship	\$617.00	\$617.00	\$1,234.00	Select <input type="button" value="v"/>

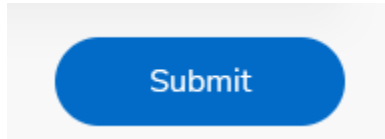
Choose "Accept" in the drop down menu

Grants and Scholarships to Pay for College [?]

Type	Fall 2023 - CAS	Spring 2024 - CAS	Amount	Take Action
Royal Merits Scholarship	\$617.00	\$617.00	\$1,234.00	Select <input type="button" value="^"/>
	\$617.00	\$617.00	\$1,234.00	<input type="text"/> Select Accept All Decline All Modify

Net Cost [?]

- 6) The Process to accept loans is very similar, but students can adjust the dollar amount if the entire amount is not desired.
- 7) Once you have accepted your gift aid, hit "submit" and a pop-up box displaying the terms and conditions will appear.



Terms and Conditions




Terms and Conditions

Students are expected to read and understand the Bethel University Financial Aid Terms and Conditions. The full Terms and Conditions can be found on the Financial Aid Website.

Royal Merit Scholarship

The Royal Merit Scholarship is an academic and achievement scholarship awarded based on information provided in the application for admission. The dollar amount remains the same each year. Students must be full-time to receive the full scholarship amount. Additional information can be found on the financial aid website.

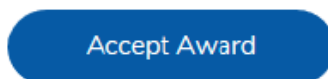
I acknowledge these terms and conditions.



Read the Terms and Conditions, then click on the acknowledgement and click accept award

Read the Terms and Conditions, then click on the acknowledgement and click accept award

I acknowledge these terms and conditions.



Then this message should appear at the top of that page.

