

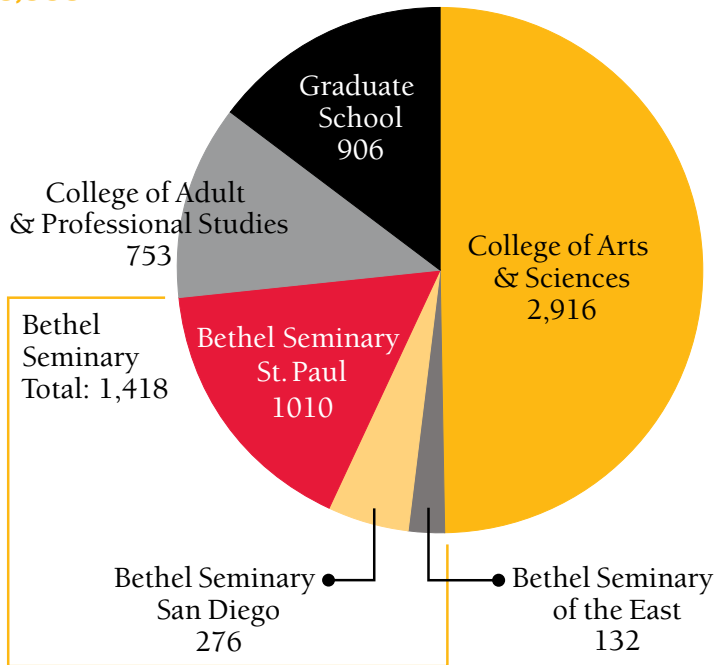


Information on Enrollment, Finances, and Leadership

November 2006

2005-06 Enrollment

Total: 5,993

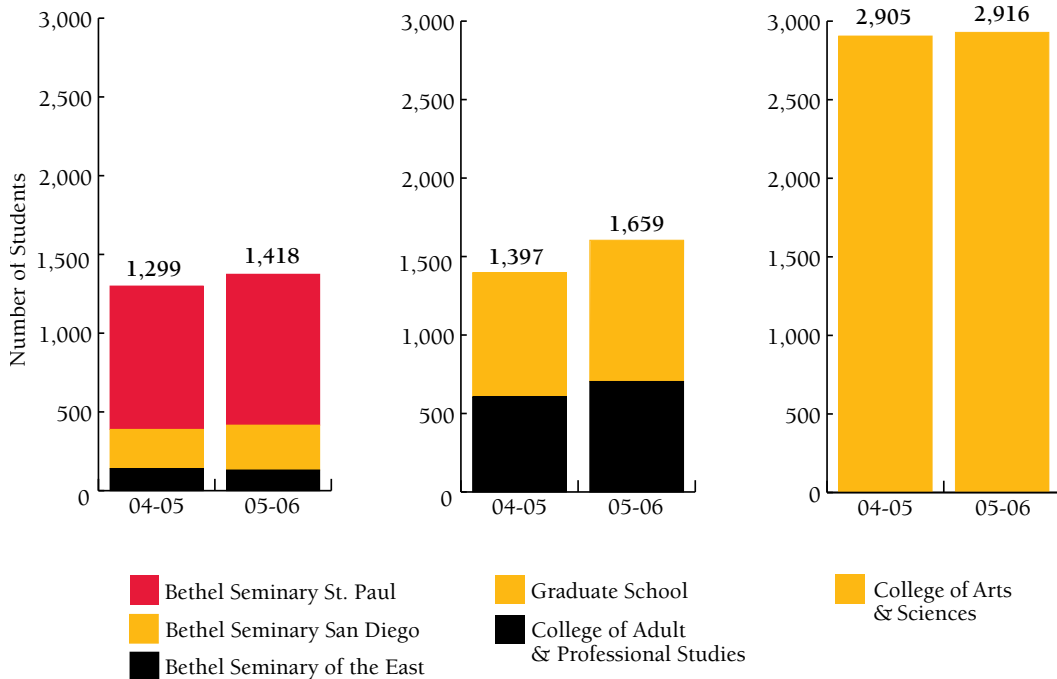


Measured by total enrollment, Bethel University is the largest institution in the 13-member Christian College Consortium; among the top five in the 105-member Council of Christian Colleges and Universities; and one of the three largest private colleges and universities in Minnesota.

These numbers include 63 students who attended two Bethel University schools.

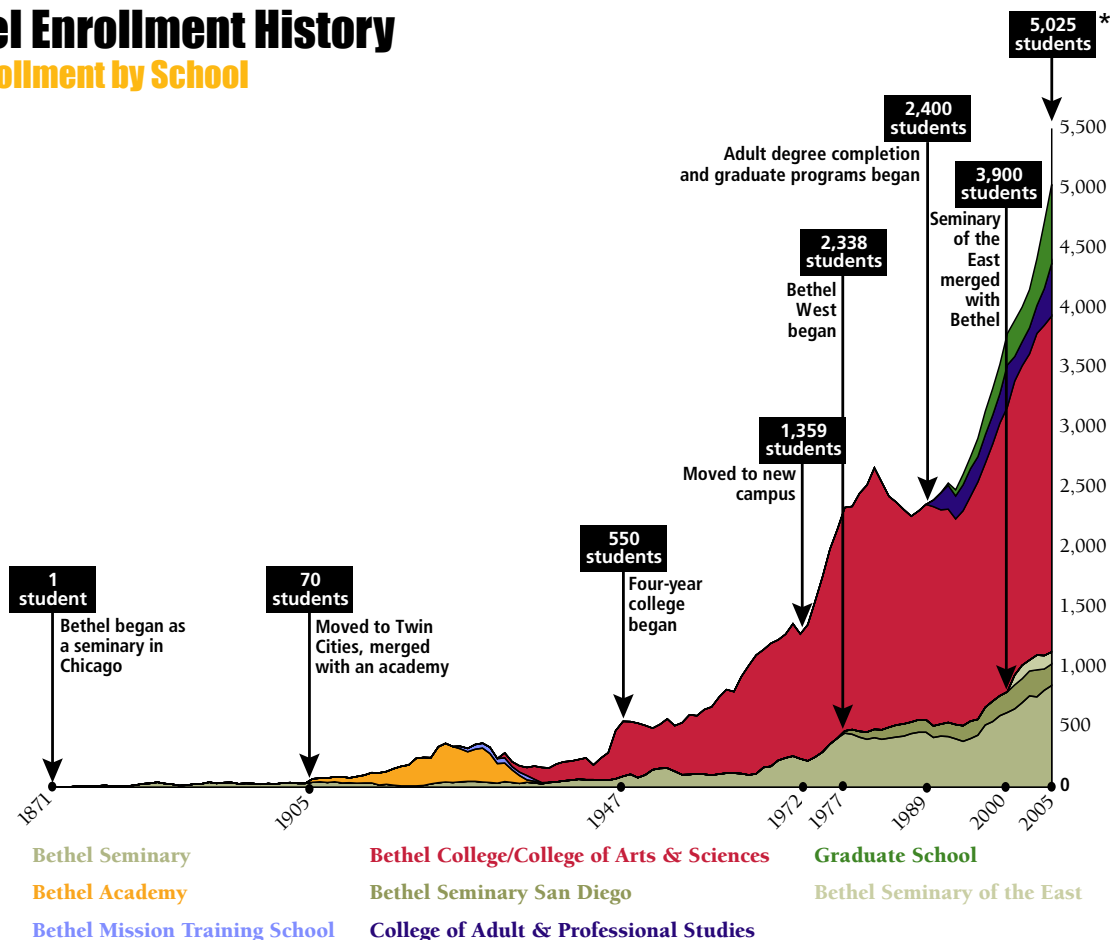
Enrollment Growth 2004-05 to 2005-06

Total: 5,601 to 5,993



Bethel Enrollment History

Fall Enrollment by School



*Enrollment increases throughout the year with the beginning of new semesters and cohorts, particularly in adult programs.

Student Profile 2005-06*

Total men	2,610
Total women	3,383
Number of states represented	50, plus Washington, D.C.
Number of countries represented	35
Ethnic minority citizens	584 (10.7%), up from 508 (10.1%) in 2004-05
Freshman retention percentage*	85%
Incoming average freshman ACT*	24.3
Five-year graduation rate*	74%

These numbers count each student once; 63 are enrolled in more than one Bethel University school.

*College of Arts & Sciences

2005-06 Graduates

Seminary—189
St. Paul—151, San Diego—23, Seminary of the East—15
College of Arts & Sciences—607
College of Adult & Professional Studies and Graduate School—330

Faculty 2005-06

Full time

College of Arts & Sciences, College of Adult & Professional Studies, and Graduate School—186
Bethel Seminary—25

Part time

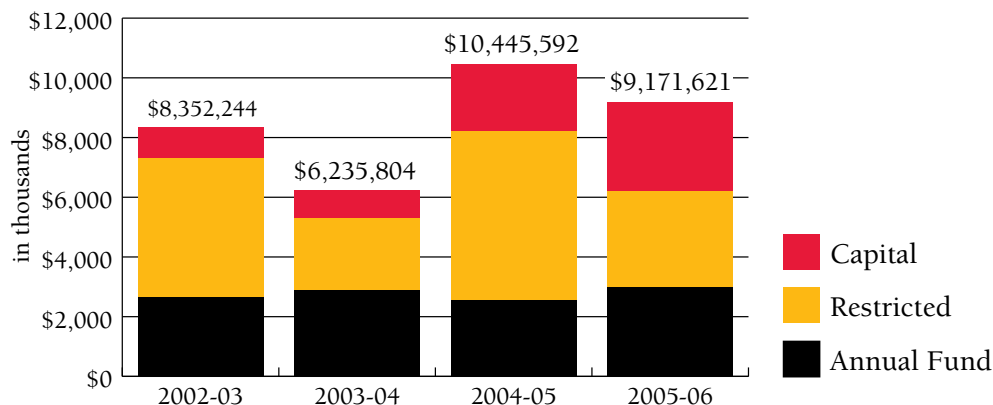
College of Arts & Sciences—136
College of Adult & Professional Studies and Graduate School (spring cohort)—111
Bethel Seminary—105

Student-to-faculty ratio—9.5 to 1*

*These numbers include part-time students and faculty across all Bethel University schools.

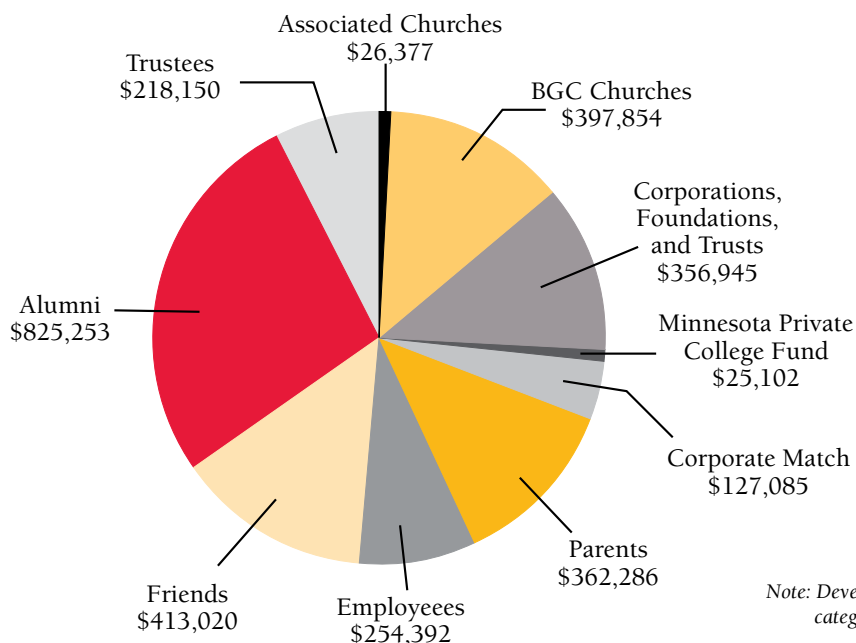
Gifts to Bethel University

(Fiscal year ending May 31)



Annual Fund Sources

2005-06 Total: \$3,006,464



The generous gifts of friends to the Annual Fund keep Bethel a renowned Christian university—one that is affordable to the largest possible number of students each year.

Source: Office of Development records, pre-audit.

Note: Development records of received gifts reflect different categories than audited financial statements.

President's Leadership Team

Bruce Anderson
Vice President for Development

*Jay Barnes
Executive Vice President and Provost, College of Arts & Sciences, College of Adult & Professional Studies, and Graduate School

Greg Bourgond
Vice President for Seminary Operations and Strategic Initiatives

*George Brushaber
President

Curtiss DeYoung
Special Assistant to the President for Reconciliation and Community Partnerships and Professor of Reconciliation Studies

Bill Doyle
Vice President for Information Technology Services

*Leland Eliason
Executive Director and Provost, Bethel Seminary

Ralph Gustafson
Vice President for Constituent Relations

Angella Hjelle
Executive Director and Corporate Counsel for the Bethel Foundation

Gift Aid Received by Bethel University Students

2004-05

		Source of Aid				
		Federal	State	Bethel*	Private**	TOTAL
Schools of Bethel University	CAS	\$1,873,796	\$2,528,447	\$15,317,407	\$1,267,493	\$20,987,143
	CAPS	\$73,146	\$55,870	\$98,114	\$307,614	\$534,744
	GS	\$17,000	\$13,250	\$223,215	\$129,785	\$383,250
	BSSP	\$0	\$0	\$1,100,416	\$415,462	\$1,515,878
	BSSD	\$0	\$0	\$120,327	\$76,470	\$196,797
	BSOE	N/A	N/A	N/A	N/A	N/A
TOTAL		\$1,963,942	\$2,597,567	\$16,859,479	\$2,196,824	\$23,617,812
% of Total		8.3%	11.0%	71.4%	9.3%	

2005-06 Est.

		Source of Aid				
		Federal	State	Bethel*	Private**	TOTAL
Schools of Bethel University	CAS	\$1,790,000	\$2,380,000	\$16,295,000	\$1,308,000	\$21,773,000
	CAPS	\$86,000	\$81,000	\$106,000	\$381,000	\$654,000
	GS	\$14,000	\$6,000	\$233,000	\$227,000	\$480,000
	BSSP	\$66,000	\$4,000	\$907,000	\$434,000	\$1,411,000
	BSSD	\$1,000	\$0	\$126,000	\$78,000	\$205,000
	BSOE	\$2,000	\$0	\$30,000	\$29,000	\$61,000
TOTAL		\$1,959,000	\$2,471,000	\$17,697,000	\$2,457,000	\$24,584,000
% of Total		8.0%	10.1%	72.0%	10.0%	

*Includes endowed and restricted scholarships, tuition benefits, and general scholarships and grants (funded by donors, investment earnings, and operational revenue).

**Includes scholarships from corporations, foundations, and churches; and employer reimbursements

CAS	College of Arts & Sciences
CAPS	College of Adult & Professional Studies
GS	Graduate School
BSSP	Bethel Seminary St. Paul
BSSD	Bethel Seminary San Diego
BSOE	Bethel Seminary of the East

Student Loans Received

(College of Arts & Sciences Graduating Class of 2005)

- 75% borrowed student loans while in college
- Average total (for those who borrowed) was \$25,000

Bruce Kunkel
Vice President for Campus Services

Dwaine Lind
Executive Assistant to the President

Sherie Lindvall
Vice President for Communications and Marketing

Judith Moseman
Vice President for Student Life, College of Arts & Sciences

Dan Nelson
Assistant to the President for Financial Aid, Enrollment, Institutional Research and Planning

*Paul L.H. Olson
Executive Vice President for Institutional Advancement

Leon Rodrigues
Special Assistant to the President and Chief Diversity Officer

*Randy Thomann
Executive Vice President for Business Affairs

*Executive team

Bethel University Financial Activities

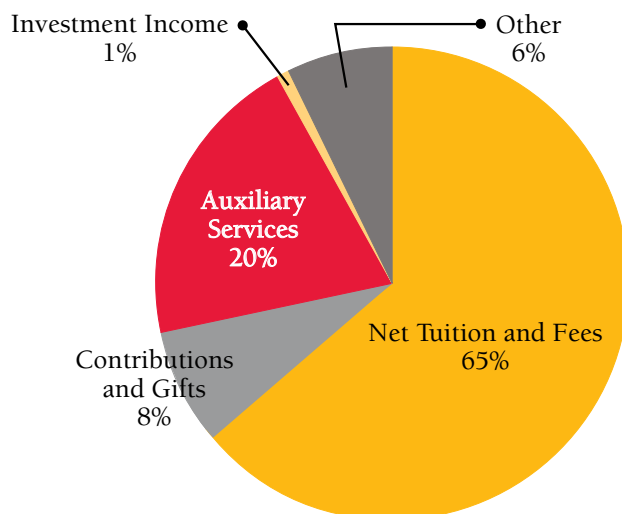
(Source: Audited Combined Financial Statements of Bethel University and Bethel University Foundation)

<i>Operating Revenues</i>	As of May 31	
	(in thousands)	
	<u>2005</u>	<u>2006</u>
Tuition and Fees	\$65,005	\$70,754
Less Institutionally Funded Aid	(15,229)	(17,270)
Net Tuition and Fees	49,776	53,484
Contributions and Gifts	5,595	6,302
Auxiliary Services	15,558	16,507
Investment Income	606	981
Other	5,525	5,019
Total Operating Revenues	\$77,060	\$82,293

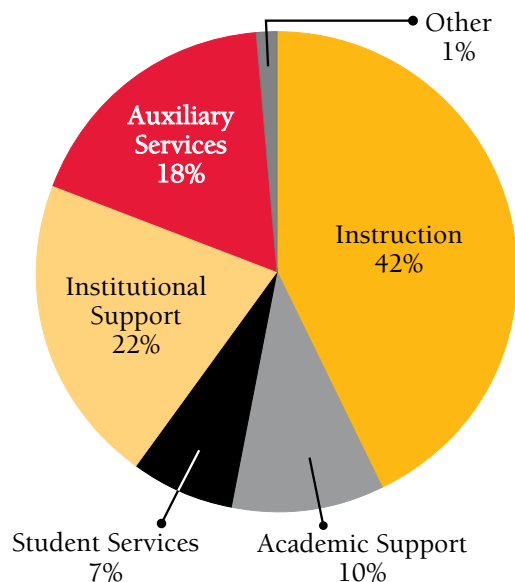
Operating Expenditures

Instruction	\$32,602	\$34,421
Academic Support	7,442	8,032
Student Services	5,297	5,364
Institutional Support	16,025	18,045
Auxiliary Services	13,505	14,384
Other	868	970
Total Operating Expenditures	\$75,739	\$81,216
Net Operating Activities	\$1,321	\$1,077
Net Nonoperating Activities	5,225	5,626
Increase in Net Assets	<u>\$6,546</u>	<u>\$6,703</u>

Operating Revenues



Operating Expenditures

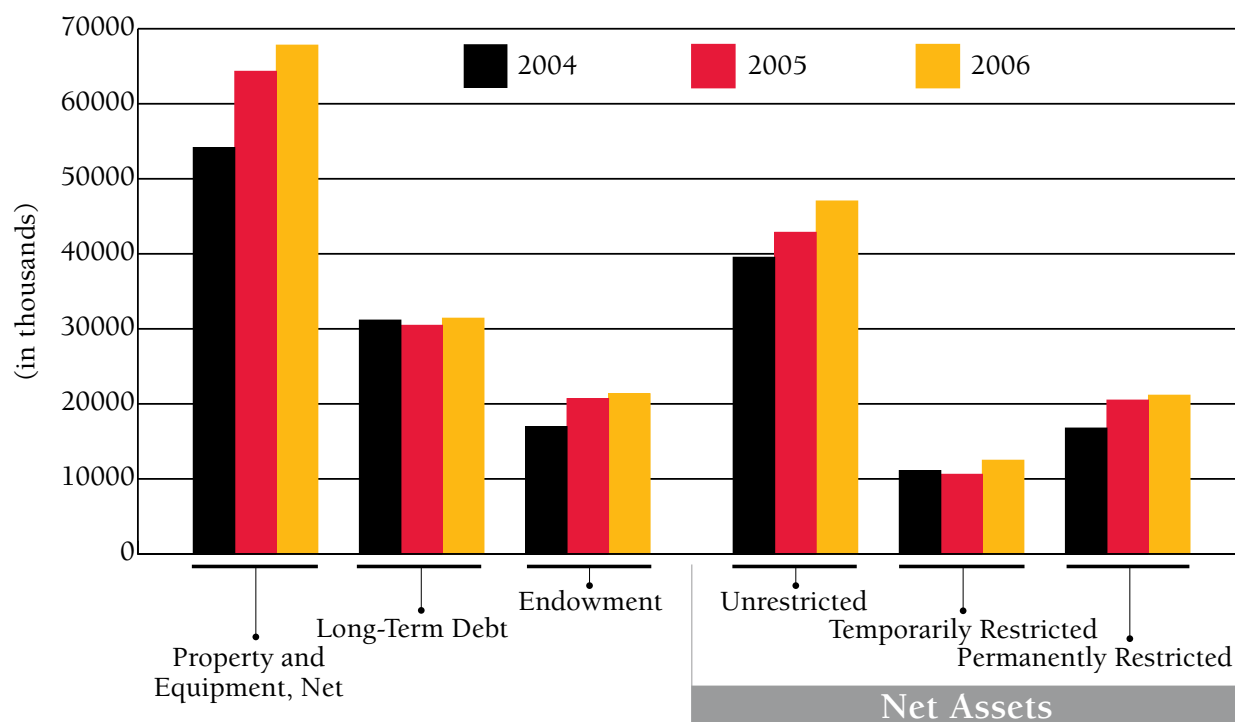


Note: Operating activities include the primary educational programs of the university. Nonoperating activities include investment-oriented activities such as charitable gift annuities and trusts, endowments, and temporarily restricted gifts.

Key Financial Indicators

As of May 31

(in thousands)	<u>2004</u>	<u>2005</u>	<u>2006</u>
Property and Equipment, Net	\$54,167	\$64,329	\$67,815
Long-Term Debt	\$31,168	\$30,473	\$31,421
Endowment	\$16,979	\$20,705	\$21,360
Net Assets			
Unrestricted	\$39,543	\$42,867	\$47,042
Temporarily Restricted	\$11,119	\$10,615	\$12,490
Permanently Restricted	\$16,777	\$20,504	\$21,157



Board of Trustees

Thomas G. Addington
Fayetteville, Arkansas
Cornerstone Companies, Inc.

Leith C. Anderson
Eden Prairie, Minnesota
Senior Pastor, Wooddale Church

Rollie H. Anderson
Saint Cloud, Minnesota
EVP, Anderson Trucking Service, Inc.

William C. Ankerberg
Whittier, California
Senior Pastor, Whittier Area
Community Church

Donald H. Bodel
Northbrook, Illinois
Kingston Associates, Inc.

***George K. Brushaber**
North Oaks, Minnesota
President, Bethel University

Timothy Childs
Hopkins, Minnesota
Owner/President, TLCV Precision
Wafer Tech Inc.

Richard J. Gabriel
Newport Beach, California
President, Heritage Container

James B. Green
Chanhassen, Minnesota
President & CEO, Kemps/Marigold
Foods, Inc.

John D. Griffith
Maple Grove, Minnesota
EVP, Property Development,
Target Corporation

Darryl D. Hansen
West Des Moines, Iowa
Retired Corporate Executive,
Wells Fargo Corporation and
GuideOne Insurance Group

Bobbi Hersch
Champlin, Minnesota
Former Partner, KPMG Health Care
Advisory Services Practice

Merri Lee Hipp
Eagan, Minnesota
Missionary Equipper, Missions
Moving Mountains

Paul H. Hubley
Framingham, Massachusetts
Executive Minister, Northeast Baptist
Conference

John K. Jenkins Sr.
Bowie, Maryland
Senior Pastor, First Baptist Church
of Glenarden

Wayland E. Jensen
Sawyer, Michigan
Chairman/Retired CEO,
Jensen Window Corporation

Alan V. Johnson
Portland, Oregon
Regional President Oregon,
Wells Fargo Bank

Don H. Johnson
Huntsville, Texas
President, Johnson Company

Truett M. Lawson
Stillwater, Minnesota
Executive Minister, Minnesota Baptist
Conference

Daniel A. Lindh
Arden Hills, Minnesota
President and CEO, Presbyterian
Homes and Services

Robert J. Mann
Minnetonka, Minnesota
The Mosaic Company,
A Cargill Inc. Investment

Patrick A. Mazorol
Minneapolis, Minnesota
Securian Trust Company

T. Cher Moua
Maplewood, Minnesota
Director, Union Gospel Mission
Asian Ministries

Kathleen J. Nelson
Saint Louis Park, Minnesota
Regional Director, Airport Affairs,
Northwest Airlines, Inc.

Mary E. Pawlenty
Eagan, Minnesota
Minnesota District Court Judge,
First Judicial District

Donald E. Phillips
Brandon, Mississippi
Retired Corporate Executive,
Pitman-Moore, Inc.

Anthony O. Pratt
New York, New York
Vice Chairman, Gideon Minerals USA

David C. Price
Carlsbad, California
Retired Corporate Executive,
Price Industries, Inc.

David A. Ridder
Newtown, Pennsylvania
Pastor, Grace Point Church

John C. Roise
North Mankato, Minnesota
President, Lindsay Window and Door

Donald E. Ryks
Shorewood, Minnesota
Retired Corporate Executive,
General Mills

***Gerald R. Sheveland**
Mount Prospect, Illinois
President, Baptist General Conference

George H. Soltero
Tucson, Arizona
Assistant Federal Public Defender,
District of Arizona

G. Jean Swopes
Waukegan, Illinois
Board Chair/Director, Lions'
Mathematics & Science Junior
Academy

Ann L. Tschetter
Harrisburg, South Dakota
Co-owner, Thermo King of Sioux Falls

Harold J. Wiens
Hugo, Minnesota
Retired Corporate Executive,
3M Company

John Worries Jr.
Edwardsville, Illinois
President, Amsted Rail International &
ASF-Keystone

*ex officio