



BETHEL UNIVERSITY

CCCU Spiritual Life Items

Background: Every other year CAS students are asked to complete the Ruffalo Noel-Levitz Student Satisfaction Inventory (SSI) during Advising/Assessment Day. In this survey students are asked to rate how important an item is to them on a 1 to 7 scale (7 highly important). Then students rate how satisfied they are with that item, again using a 7-point scale (7 very satisfied). Over 95% of the time the importance rating is higher than the satisfaction rating.

Coalition for Christian Colleges & Universities (CCCU) institutions add a set of spiritual life items to this survey. Below are the student responses to those items from fall 2011 to fall 2019. For each year we can compare our student responses with those from students at other CCCU institutions.

Summary of Results

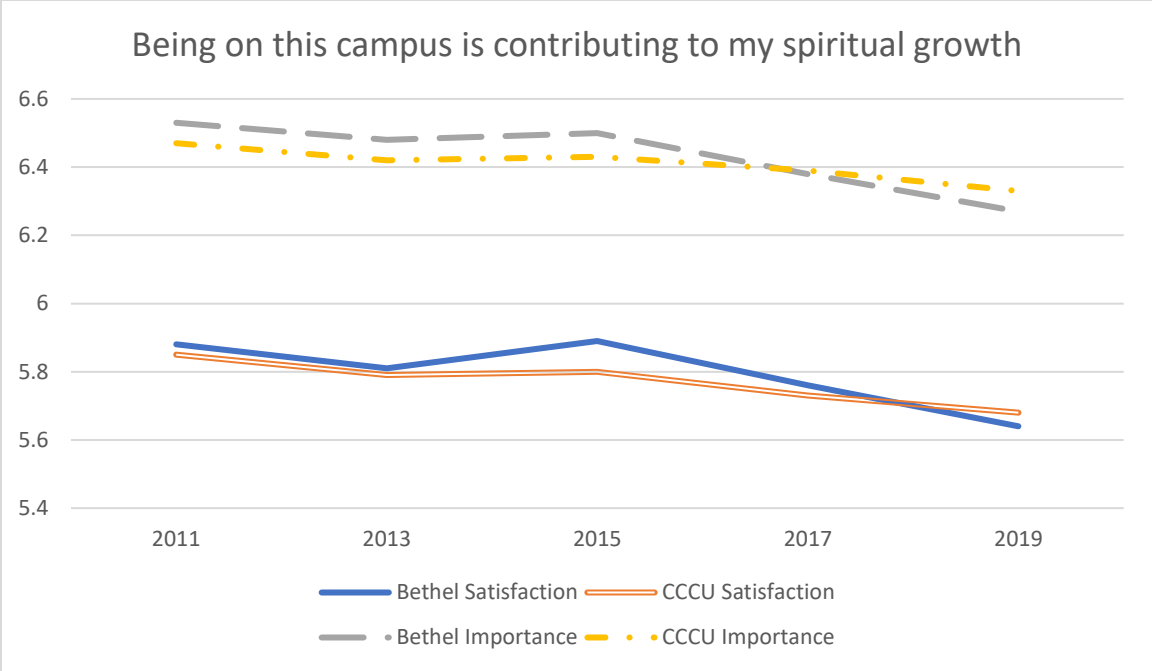
For the most part Bethel students' **satisfaction ratings** on these spiritual life items **have trended downward since 2011**. However, importance ratings for these items have also trended downward. That is, **today many Bethel students see these spiritual life areas to be a little less important to them compared to students in 2011**. Additionally, other **CCCU institutions have had similar trend results**. The downward trends for Bethel are gradual. For example, there were no significant differences in Bethel satisfaction ratings when we compare 2017 ratings to 2019 ratings. But when we compared 2011 satisfaction (and importance) ratings to 2019 ratings, then we often see significantly lower ratings for 2019.

I think we should take care not to overreact to this downward trend. Other Christian colleges are seeing the same trend. And the importance and satisfaction ratings, though lower than in the past, are still quite high. Most importance ratings are well above 6 on a 7-point scale and the satisfaction ratings are all above 5.6.

Below are the specific results from 2011 to 2019 for each item. Please note that for all graphs below, the y-axis (rating scale) starts at 5.4 and has a maximum of 6.6.

Being on this campus is contributing to my spiritual growth

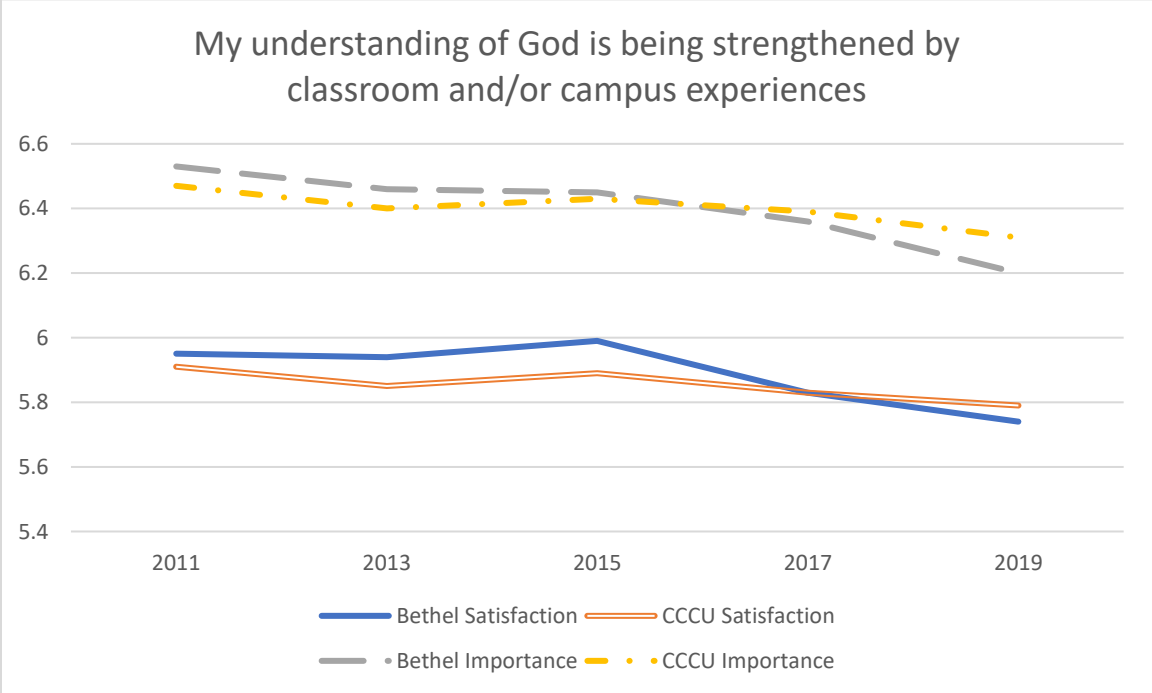
Since 2011 Bethel has seen a significant reduction in satisfaction with this item. However, the importance ratings have also similarly gone down. Also, other CCCU schools have seen lower satisfaction and importance ratings for this item. Each year there are typically no significant differences between Bethel and CCCU students in this area.



Importance and satisfaction ratings are done on a 1 to 7 scale, with 7 being higher importance/satisfaction

My understanding of God is being strengthened by classroom and/or campus experiences

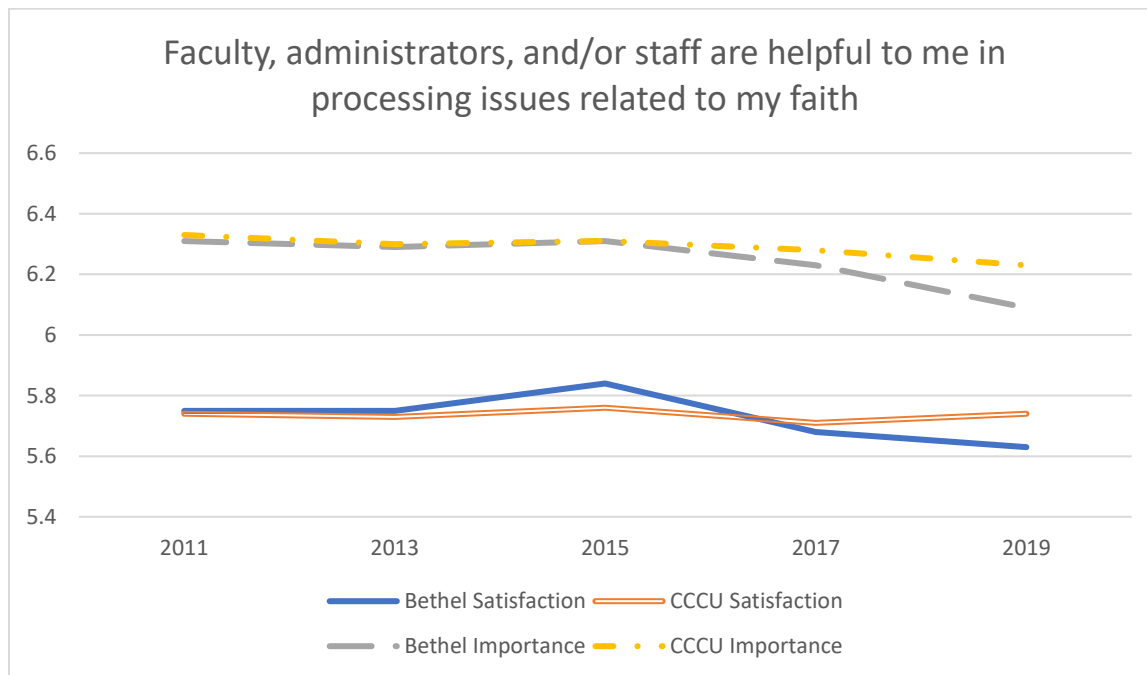
Current Bethel students rate the importance and their satisfaction with this item significantly lower compared to Bethel students in 2011. This has generally been the trend for students at other CCCU institutions, but the Bethel change on importance and satisfaction ratings is a little larger.



Importance and satisfaction ratings are done on a 1 to 7 scale, with 7 being higher importance/satisfaction

Faculty, administrators, and/or staff are helpful to me in processing issues related to my faith

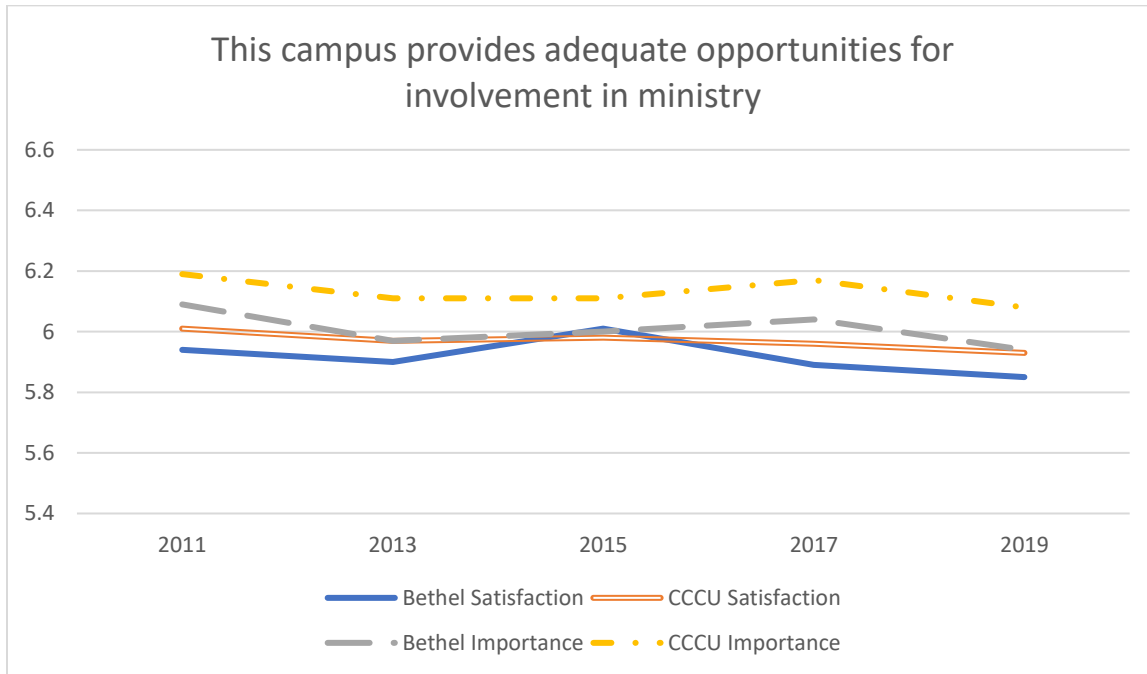
There is no significant difference in satisfaction ratings from 2011 to 2019 for Bethel. However, there is a significant difference in importance ratings (lower in 2019 compared to 2011). In 2019 there was no significant difference in importance and satisfaction ratings on this item between Bethel and CCCU students.



Importance and satisfaction ratings are done on a 1 to 7 scale, with 7 being higher importance/satisfaction

This campus provides adequate opportunities for involvement in ministry

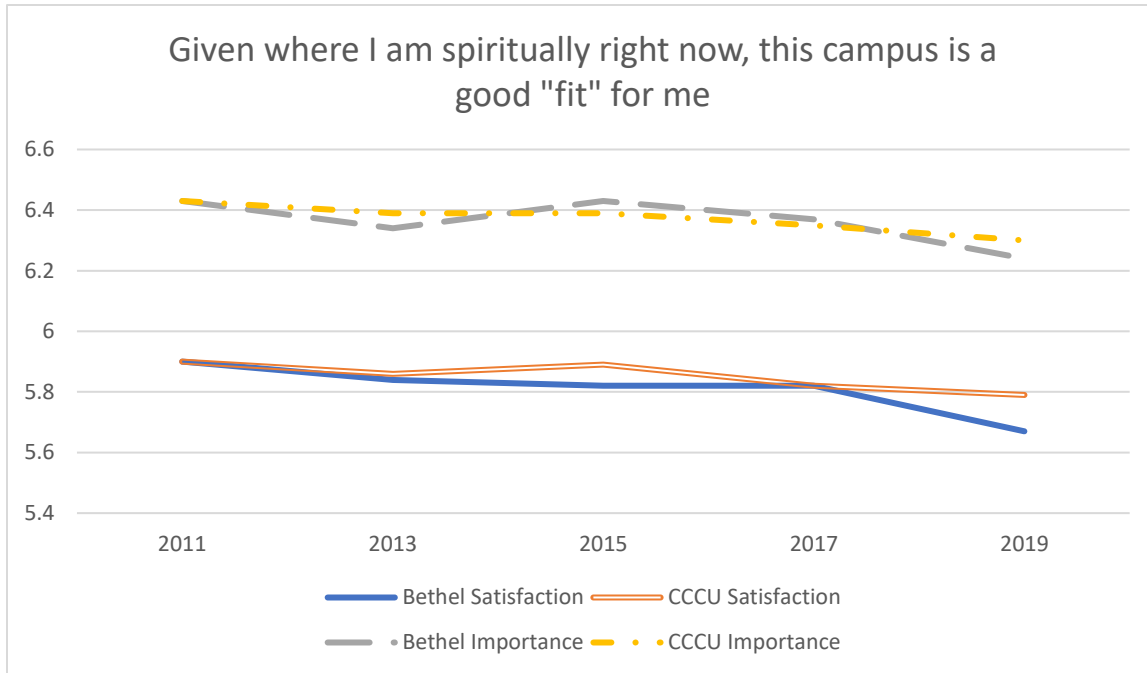
This is the item with the small gap between importance and satisfaction ratings, for both Bethel and CCCU students. Over the years, Bethel students have consistently rated the importance of this item a little lower compared to CCCU students. In 2019, the difference in satisfaction ratings between Bethel and CCCU students is not statistically significant.



Importance and satisfaction ratings are done on a 1 to 7 scale, with 7 being higher importance/satisfaction

Given where I am spiritually right now, this campus is a good "fit" for me

Compared to 2011, the 2019 satisfaction ratings on this item were significantly lower for Bethel students. The difference in satisfaction ratings between Bethel and CCCU students in 2019 is not significant. Bethel student responses to this item is one of the top predictors of their overall satisfaction with their educational experience at Bethel and with the item that asks if they had it to do over would they still choose Bethel.



Importance and satisfaction ratings are done on a 1 to 7 scale, with 7 being higher importance/satisfaction