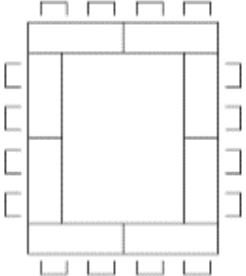
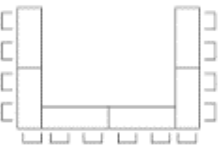
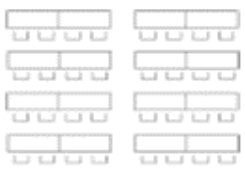





Anderson Center Room Setups and Capacities

Hollow Square	U-Shape	Rows of Tables and Chairs	Rectangle Tables of 4 Rectangle Tables of 6	Rows of Chairs
			  301 E Oak Room	

Space	Setup	Capacity	Room Features and Available Resources
Community Room	Round Tables	100	Available: Projectors (2) and Screen (2), Audio system, Stage Risers, 6' tables
	Custom Setup*	varies	
Oak Room	Hollow Square	24	In the Room: Screen, Windows, tables for serving food
	Rectangle Tables of 6	30	
	Rows of Chairs	50	
	U-Shape	21	No Projector - please supply your own
	Rows of Tables and Chairs	20	
	Custom Setup*	varies	
304 East Conference Room	Hollow Square	24	In the Room: Projector, Screen, Conference Phone
	U-Shape	24	
	Rows of Tables and Chairs	24	
	Rows of Chairs	50	
	Custom Setup*	varies	
301 East Conference Room	Hollow Square	32	In the Room: Projector (2), Screen (2), Windows, Counter for serving Hollow Square and U-shape setups are set for half of the room due to pillar
	U-Shape	24	
	Open floor/Empty	125	
	Rectangle Tables of 4	68	Projectors in this room are wired to display the same thing on both screens.
	Rectangle Tables of 6	66	
	Rows of Chairs	120	
	Rows of Tables and Chairs	70	
	Custom Setup*	varies	
460 Event Space	Rows of Tables and Chairs	24	In the Room: Projector, Screen
	Round Tables	100	
	Rows of Chairs	300	
* - Please provide a pdf drawing of the requested setup - All Custom Setups will be reviewed by Facilities or Scheduling Services Staff to determine if the request is feasible.			

For any questions please contact Mardy Rodriguez at (651-638-6033)
or email scheduling-services@bethel.edu